

# DAILY OVERVIEW OF GLOBAL MARKETS & THE SEE REGION

September 1, 2014

## KEY UPCOMING DATA & EVENTS THIS WEEK

### GLOBAL

#### US

- September 1  
ISM manufacturing (Jul)
- September 2
  - Fed's Beige Book
- September 4
  - ADP report (Aug)
  - Initial jobless claims (Aug 30)
  - Trade balance (Jul)
  - ISM non-manufacturing (Aug)
- September 5
  - Non-farm payrolls (Aug)
  - Unemployment rate (Aug)

#### EUROZONE

- September 3  
Q2 GDP (details)
- September 4  
ECB policy meeting

### SEE

#### ROMANIA

- September 2  
Retail sales (Jul)
- September 3  
Q2 GDP (p)

#### BULGARIA

- September 3  
Q2 GDP (f)

Source: Reuters, Bloomberg,  
Eurobank Global Markets Research

## HIGHLIGHTS

### WORLD ECONOMIC & MARKET DEVELOPMENTS

**GLOBAL MARKETS:** Market focus this week turns to the ECB monetary policy meeting, scheduled for Thursday amid increased expectations for further monetary stimulus ahead on the back of persistently subdued euro area inflation pressures and mounting growth concerns. In the US, all eyes are on the non-farm payrolls data for August (Friday) and the ISM manufacturing report (Tuesday) which are both expected to point to solid economic growth in Q3.

### GREECE

Aiming to prepare the ground for the inception of the 5<sup>th</sup> review of Greece's adjustment program in the second half of this month, **domestic authorities and the troika heads will meet in Paris this week (2-4 September)** for an interim assessment on the progress made by the Greek side in implementing a range of agreed quantitative targets and structural benchmarks. On the data front, the year-on-year growth of the **retail trade volume index**, including automotive fuel, rose by 3.8%YoY in June, fully offsetting May's 3.6%YoY decline while **Greece's Manufacturing Purchasing Managers' Index (PMI)** rose in August, marking the first improvement in the last three months. The breakdown of the August report showed that new orders rose for the first time in the last three months, production advanced after dipping in July for the first time in nine months while output prices continued to fall at a solid rate.

### SOUTH EASTERN EUROPE

**SERBIA:** The EUR/RSD retained a firm tone on Friday; industrial production dropped by 13.0%YoY in July mainly due to a hefty decline in electricity and mining production.

**ROMANIA:** Rates in the money market were little changed while activity in government bond markets was rather subdued.

**BULGARIA:** According to data from the National Statistics Institute (NSI), pipeline inflation pressures remain subdued with the producer price index decreasing by 0.6%YoY in July.

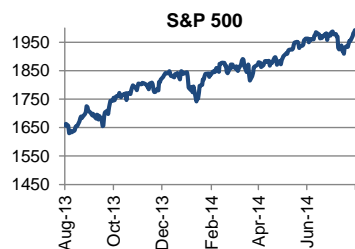
#### DISCLAIMER

This report has been issued by Eurobank Ergasias S.A. ("Eurobank") and may not be reproduced in any manner or provided to any other person. Each person that receives a copy by acceptance thereof represents and agrees that it will not distribute or provide it to any other person. This report is not an offer to buy or sell or a solicitation of an offer to buy or sell the securities mentioned herein. Eurobank and others associated with it may have positions in, and may effect transactions in securities of companies mentioned herein and may also perform or seek to perform investment banking services for those companies. The investments discussed in this report may be unsuitable for investors, depending on the specific investment objectives and financial position. The information contained herein is for informative purposes only and has been obtained from sources believed to be reliable but it has not been verified by Eurobank. The opinions expressed herein may not necessarily coincide with those of any member of Eurobank. No representation or warranty (express or implied) is made as to the accuracy, completeness, correctness, timeliness or fairness of the information or opinions herein, all of which are subject to change without notice. No responsibility or liability whatsoever or howsoever arising is accepted in relation to the contents hereof by Eurobank or any of its directors, officers or employees. Any articles, studies, comments etc. reflect solely the views of their author. Any unsigned notes are deemed to have been produced by the editorial team. Any articles, studies, comments etc. that are signed by members of the editorial team express the personal views of their author.

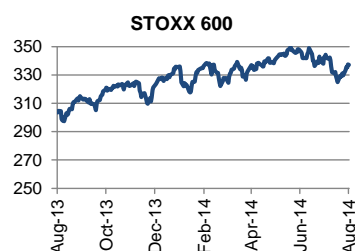
## Latest world economic & market developments

### GLOBAL MARKETS

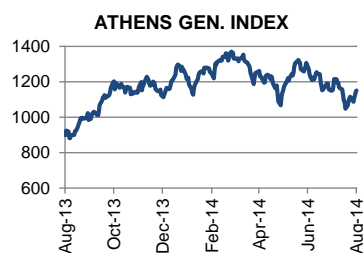
Market focus this week turns to the ECB monetary policy meeting, scheduled for Thursday amid increased expectations for further monetary stimulus ahead on the back of persistently subdued euro area inflation pressures and mounting growth concerns especially in view of lingering Ukraine jitters. The euro area flash August HICP report that was released on Friday showed that the headline remained in a downward trend falling to a new five-year low of 0.3%YoY from 0.4%YoY in July. Note that August was the 10<sup>th</sup> straight month that euro area inflation remained in what ECB President Mario Draghi has recently called as a "danger zone" of below 1.0%. Against this background, selling pressure on the EUR persisted in European trade on Monday while core and peripheral EMU sovereign bond markets retained a firm tone. The EUR/USD was hovering close to 1.3125/30 at the time of writing, not far from a new year-to-date low of 1.3117 marked earlier in the day. Technically, strong support stands at 1.3100 (June 9 2013 low) while only a sustainable move above the 1.3300 area could potentially negate its current downward trend. Though the prospect of a further cut in its key interest rates cannot be ruled out completely, the ECB will probably adopt a wait-and-see stance this week waiting the results of the targeted longer-term refinancing operations (TLTROs) before it acts again if needed. In the US, all eyes this week are on the non-farm payrolls data for August (Friday) and the ISM manufacturing report (Tuesday) which are both expected to point to solid economic growth in Q3.



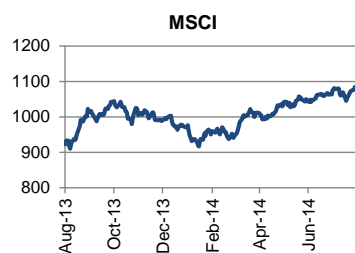
Source: Reuters, Bloomberg, Eurobank Global Markets Research



Source: Reuters, Bloomberg, Eurobank Global Markets Research



Source: Reuters, Bloomberg, Eurobank Global Markets Research



Source: Reuters, Bloomberg, Eurobank Global Markets Research

### GREECE

Aiming to prepare the ground for the inception of the 5<sup>th</sup> review of Greece's adjustment program in the second half of this month, **domestic authorities and the troika heads will meet in Paris this week (2-4 September)** for an interim assessment on the progress made by the Greek side in implementing a range of agreed quantitative targets and structural benchmarks. Issues that will reportedly dominate discussions include, among other: (i) the size of projected fiscal gap in FY-2015 and sources of funding for its coverage; (ii) public administration reform; (iii) domestic labor market conditions; (iv) new installment scheme for overdue tax payments and social security contributions; (v) new framework to deal with non-performing corporate loans; and (vi) home foreclosures. According to the local press, the troika heads are reportedly expected to stay in Athens for 2-3 weeks while the Greek government's intention is to have the next program review completed by mid-October, i.e., ahead of the scheduled release of the EU-wide stress test results in the second half of that month. On the data front, the year-on-year growth of the **retail trade volume index**, including automotive fuel, rose by 3.8%YoY in June, fully offsetting May's 3.6%YoY decline and recording the fourth annual improvement in the last eight months. As a reminder, the retail trade volume index posted positive annual growth in November 2013 (by 2.9%YoY) for the first time in nearly four years. Separately, **Greece's Manufacturing Purchasing Managers' Index (PMI)** rose in August coming in at 50.1 in August from 48.7 in July, marking the first improvement in the last three months. The breakdown of the August report showed that new orders rose for the first time in the last three months, production advanced after dipping in July for the first time in nine months while output prices continued to fall at a solid rate.

### Credit Ratings

L-T ccy	Moody's	S&P	Fitch
SERBIA	B1	BB-	B+
ROMANIA	Baa3	BBB-	BBB-
BULGARIA	Baa2	BBB-	BBB-
CYPRUS	Caa3	B	B-

Source: Reuters, Bloomberg, Eurobank Global Markets Research

[ppetropoulou@eurobank.gr](mailto:ppetropoulou@eurobank.gr)

## Latest developments in the CESEE region

SERBIA: Indicators	2012	2013e	2014f
Real GDP growth %	-1.5	2.5	-0.4
CPI (pa, yoy %)	7.8	7.8	2.5
Budget Balance/GDP	-7.5	-5.8	-8.0
Current Account/GDP	-10.9	-5.0	-4.2
EUR/RSD (eop)	112.37	114.57	117.00
	<b>2013</b>	<b>current</b>	<b>2014f</b>
Policy Rate (eop)	9.50	8.50	8.00

Source: EC Economic Forecasts, Reuters, Bloomberg, Eurobank Global Markets Research, local authorities

### SERBIA

(Belgrade, 29/8/2014, 16:50 CET): **Market Developments:** The EUR/RSD retained a firm tone on Friday trading close to a 2-year high at 117.85/05. **Latest Political & Macro Developments:** According to the Statistical Office of the Republic of Serbia, industrial production dropped by 13.0%YoY in July mainly due to a hefty decline in electricity and mining production. Elsewhere, custom-based data showed that exports declined by 10.9%YoY in July while imports rose by 1.8%YoY. For the first seven months of the year, exports have increased by a cumulative 7.7%YoY, while imports have advanced by 2.3%YoY. On a positive tone, the retail trade turnover index increased by 5.3% YoY in July.

[Zoran.Korac@eurobank.rs](mailto:Zoran.Korac@eurobank.rs)

[ivan.radovic@eurobank.rs](mailto:ivan.radovic@eurobank.rs)

ROMANIA: Indicators	2012	2013e	2014f
Real GDP growth %	0.6	3.5	3.0
CPI (pa, yoy %)	3.3	4.0	1.7
Budget Balance/GDP	-3.0	-2.3	-2.2
Current Account/GDP	-4.4	-1.1	-1.0
EUR/RON (eop)	4.44	4.46	4.40
	<b>2013</b>	<b>current</b>	<b>2014f</b>
Policy Rate (eop)	4.00	3.25	3.00

Source: EC Economic Forecasts, Reuters, Bloomberg, Eurobank Global Markets Research, local authorities

### ROMANIA

(Bucharest, 1/9/2014, 9:00 EET): **Market Developments:** After hitting an intraday high of 4.4160 at some point on Friday assisted by mounting Ukraine-Russia jitters, the EUR/RON closed lower at 4.4000. Rates in the money market were little changed while activity in government bond markets was rather subdued.

[Bogdan.Radulescu@banccpost.ro](mailto:Bogdan.Radulescu@banccpost.ro)

BULGARIA: Indicators	2012	2013e	2014f
Real GDP growth %	0.6	0.9	1.8
CPI (pa, yoy %)	3.0	0.9	-0.9
Budget Balance/GDP	-0.8	-1.5	-3.0
Current Account/GDP	-0.9	1.9	1.0
EUR/BGN (eop)		1.95583	
	<b>current</b>	<b>2013</b>	<b>2014f</b>
Policy Rate (eop)	N/A	N/A	N/A

Source: EC Economic Forecasts, Reuters, Bloomberg, Eurobank Global Markets Research, local authorities

### BULGARIA

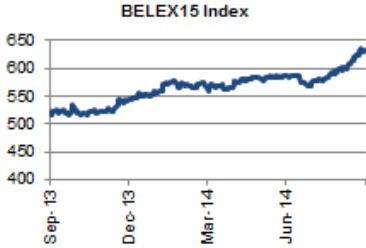
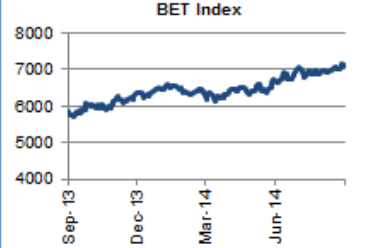
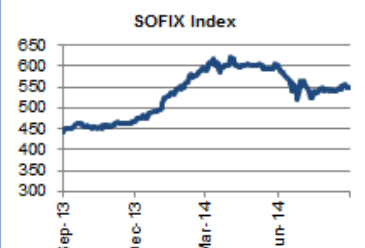
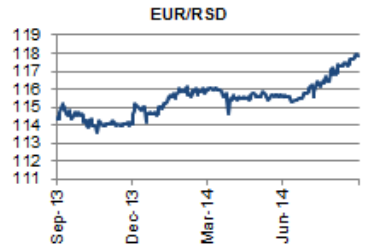


(Sofia, 28/8/2014, 17:15 EET): **Market Developments:** Domestic stock markets lost some ground on Friday with the BSE benchmark SOFIX index falling by 0.83% to 549.39 points. **Latest Political & Macro Developments:** According to data from the National Statistics Institute (NSI), pipeline inflation pressures remain subdued with the producer price index decreasing by 0.6%YoY in July, following 0.5%YoY drop a month earlier. Separately, manufacturing production rose in July for the second month in a row marking an increase of +0.5% YoY.

[VBoteva@postbank.bg](mailto:VBoteva@postbank.bg)

## GLOBAL MARKETS

Stock markets	FOREX	Government Bonds	Commodities																																																																
<table border="1"> <thead> <tr> <th></th> <th>Last</th> <th>ΔD</th> <th>ΔYTD</th> </tr> </thead> <tbody> <tr> <td>S&amp;P 500</td> <td>2003.37</td> <td>0.3%</td> <td>8.4%</td> </tr> <tr> <td>Nikkei 225</td> <td>15476.60</td> <td>0.3%</td> <td>-5.0%</td> </tr> <tr> <td>STOXX 600</td> <td>341.58</td> <td>-0.1%</td> <td>4.1%</td> </tr> </tbody> </table>		Last	ΔD	ΔYTD	S&P 500	2003.37	0.3%	8.4%	Nikkei 225	15476.60	0.3%	-5.0%	STOXX 600	341.58	-0.1%	4.1%	<table border="1"> <thead> <tr> <th></th> <th>Last</th> <th>ΔD</th> <th>ΔYTD</th> </tr> </thead> <tbody> <tr> <td>EUR/USD</td> <td>1.3141</td> <td>0.1%</td> <td>-4.4%</td> </tr> <tr> <td>GBP/USD</td> <td>1.6624</td> <td>0.2%</td> <td>0.4%</td> </tr> <tr> <td>USD/JPY</td> <td>104.18</td> <td>-0.1%</td> <td>1.1%</td> </tr> </tbody> </table>		Last	ΔD	ΔYTD	EUR/USD	1.3141	0.1%	-4.4%	GBP/USD	1.6624	0.2%	0.4%	USD/JPY	104.18	-0.1%	1.1%	<table border="1"> <thead> <tr> <th>(yields)</th> <th>Last</th> <th>ΔDbps</th> <th>ΔYTD bps</th> </tr> </thead> <tbody> <tr> <td>UST - 10yr</td> <td>2.34</td> <td>0</td> <td>-69</td> </tr> <tr> <td>Bund-10yr</td> <td>0.88</td> <td>-1</td> <td>-105</td> </tr> <tr> <td>JGB - 10yr</td> <td>0.50</td> <td>0</td> <td>-25</td> </tr> </tbody> </table>	(yields)	Last	ΔDbps	ΔYTD bps	UST - 10yr	2.34	0	-69	Bund-10yr	0.88	-1	-105	JGB - 10yr	0.50	0	-25	<table border="1"> <thead> <tr> <th></th> <th>Last</th> <th>ΔD</th> <th>ΔYTD</th> </tr> </thead> <tbody> <tr> <td>GOLD</td> <td>1289</td> <td>0.1%</td> <td>6.9%</td> </tr> <tr> <td>BRENT CRUDE</td> <td>181</td> <td>0.0%</td> <td>8.0%</td> </tr> <tr> <td>LMEX</td> <td>3280</td> <td>0.7%</td> <td>3.8%</td> </tr> </tbody> </table>		Last	ΔD	ΔYTD	GOLD	1289	0.1%	6.9%	BRENT CRUDE	181	0.0%	8.0%	LMEX	3280	0.7%	3.8%
	Last	ΔD	ΔYTD																																																																
S&P 500	2003.37	0.3%	8.4%																																																																
Nikkei 225	15476.60	0.3%	-5.0%																																																																
STOXX 600	341.58	-0.1%	4.1%																																																																
	Last	ΔD	ΔYTD																																																																
EUR/USD	1.3141	0.1%	-4.4%																																																																
GBP/USD	1.6624	0.2%	0.4%																																																																
USD/JPY	104.18	-0.1%	1.1%																																																																
(yields)	Last	ΔDbps	ΔYTD bps																																																																
UST - 10yr	2.34	0	-69																																																																
Bund-10yr	0.88	-1	-105																																																																
JGB - 10yr	0.50	0	-25																																																																
	Last	ΔD	ΔYTD																																																																
GOLD	1289	0.1%	6.9%																																																																
BRENT CRUDE	181	0.0%	8.0%																																																																
LMEX	3280	0.7%	3.8%																																																																

## SEE MARKETS

SERBIA	ROMANIA	BULGARIA																																																																								
<b>Money Market</b> <table border="1"> <thead> <tr> <th>BELIBOR</th> <th>Last</th> <th>ΔDbps</th> <th>ΔYTD bps</th> </tr> </thead> <tbody> <tr> <td>T/N</td> <td>6.69</td> <td>-1</td> <td>-132</td> </tr> <tr> <td>1-week</td> <td>6.90</td> <td>-2</td> <td>-138</td> </tr> <tr> <td>1-month</td> <td>7.21</td> <td>-1</td> <td>-137</td> </tr> <tr> <td>3-month</td> <td>7.69</td> <td>-2</td> <td>-119</td> </tr> <tr> <td>6-month</td> <td>8.03</td> <td>-1</td> <td>-112</td> </tr> </tbody> </table>	BELIBOR	Last	ΔDbps	ΔYTD bps	T/N	6.69	-1	-132	1-week	6.90	-2	-138	1-month	7.21	-1	-137	3-month	7.69	-2	-119	6-month	8.03	-1	-112	<b>Money Market</b> <table border="1"> <thead> <tr> <th>ROBOR</th> <th>Last</th> <th>ΔDbps</th> <th>ΔYTD bps</th> </tr> </thead> <tbody> <tr> <td>O/N</td> <td>2.58</td> <td>5</td> <td>84</td> </tr> <tr> <td>1-month</td> <td>2.14</td> <td>4</td> <td>26</td> </tr> <tr> <td>3-month</td> <td>2.28</td> <td>0</td> <td>-16</td> </tr> <tr> <td>6-month</td> <td>2.6</td> <td>2</td> <td>-39</td> </tr> <tr> <td>12-month</td> <td>2.71</td> <td>1</td> <td>-44</td> </tr> </tbody> </table>	ROBOR	Last	ΔDbps	ΔYTD bps	O/N	2.58	5	84	1-month	2.14	4	26	3-month	2.28	0	-16	6-month	2.6	2	-39	12-month	2.71	1	-44	<b>Money Market</b> <table border="1"> <thead> <tr> <th>SOFIBOR</th> <th>Last</th> <th>ΔDbps</th> <th>ΔYTD bps</th> </tr> </thead> <tbody> <tr> <td>LEONIA</td> <td>0.05</td> <td>0</td> <td>-2</td> </tr> <tr> <td>1-month</td> <td>0.23</td> <td>0</td> <td>-9</td> </tr> <tr> <td>3-month</td> <td>0.48</td> <td>0</td> <td>-17</td> </tr> <tr> <td>6-month</td> <td>0.85</td> <td>0</td> <td>-30</td> </tr> <tr> <td>12-month</td> <td>1.65</td> <td>0</td> <td>-55</td> </tr> </tbody> </table>	SOFIBOR	Last	ΔDbps	ΔYTD bps	LEONIA	0.05	0	-2	1-month	0.23	0	-9	3-month	0.48	0	-17	6-month	0.85	0	-30	12-month	1.65	0	-55
BELIBOR	Last	ΔDbps	ΔYTD bps																																																																							
T/N	6.69	-1	-132																																																																							
1-week	6.90	-2	-138																																																																							
1-month	7.21	-1	-137																																																																							
3-month	7.69	-2	-119																																																																							
6-month	8.03	-1	-112																																																																							
ROBOR	Last	ΔDbps	ΔYTD bps																																																																							
O/N	2.58	5	84																																																																							
1-month	2.14	4	26																																																																							
3-month	2.28	0	-16																																																																							
6-month	2.6	2	-39																																																																							
12-month	2.71	1	-44																																																																							
SOFIBOR	Last	ΔDbps	ΔYTD bps																																																																							
LEONIA	0.05	0	-2																																																																							
1-month	0.23	0	-9																																																																							
3-month	0.48	0	-17																																																																							
6-month	0.85	0	-30																																																																							
12-month	1.65	0	-55																																																																							
<b>RS Local Bonds</b> <table border="1"> <thead> <tr> <th></th> <th>Last</th> <th>ΔDbps</th> <th>ΔYTD bps</th> </tr> </thead> <tbody> <tr> <td>3Y RSD</td> <td>9.43</td> <td>14</td> <td>-53</td> </tr> <tr> <td>5Y RSD</td> <td>10.27</td> <td>-2</td> <td>-255</td> </tr> <tr> <td>7Y RSD</td> <td>11.28</td> <td>3</td> <td>-253</td> </tr> </tbody> </table>		Last	ΔDbps	ΔYTD bps	3Y RSD	9.43	14	-53	5Y RSD	10.27	-2	-255	7Y RSD	11.28	3	-253	<b>RO Local Bonds</b> <table border="1"> <thead> <tr> <th></th> <th>Last</th> <th>ΔDbps</th> <th>ΔYTD bps</th> </tr> </thead> <tbody> <tr> <td>3Y RON</td> <td>2.66</td> <td>1</td> <td>-129</td> </tr> <tr> <td>5Y RON</td> <td>3.28</td> <td>0</td> <td>-137</td> </tr> <tr> <td>10Y RON</td> <td>4.18</td> <td>1</td> <td>-112</td> </tr> </tbody> </table>		Last	ΔDbps	ΔYTD bps	3Y RON	2.66	1	-129	5Y RON	3.28	0	-137	10Y RON	4.18	1	-112	<b>BG Local Bonds</b> <table border="1"> <thead> <tr> <th>(yields)</th> <th>Last</th> <th>ΔDbps</th> <th>ΔYTD bps</th> </tr> </thead> <tbody> <tr> <td>3Y BGN</td> <td>1.31</td> <td>2</td> <td>22</td> </tr> <tr> <td>5Y BGN</td> <td>1.87</td> <td>-3</td> <td>2</td> </tr> <tr> <td>10Y BGN</td> <td>3.07</td> <td>1</td> <td>-42</td> </tr> </tbody> </table>	(yields)	Last	ΔDbps	ΔYTD bps	3Y BGN	1.31	2	22	5Y BGN	1.87	-3	2	10Y BGN	3.07	1	-42																								
	Last	ΔDbps	ΔYTD bps																																																																							
3Y RSD	9.43	14	-53																																																																							
5Y RSD	10.27	-2	-255																																																																							
7Y RSD	11.28	3	-253																																																																							
	Last	ΔDbps	ΔYTD bps																																																																							
3Y RON	2.66	1	-129																																																																							
5Y RON	3.28	0	-137																																																																							
10Y RON	4.18	1	-112																																																																							
(yields)	Last	ΔDbps	ΔYTD bps																																																																							
3Y BGN	1.31	2	22																																																																							
5Y BGN	1.87	-3	2																																																																							
10Y BGN	3.07	1	-42																																																																							
<b>RS Eurobonds</b> <table border="1"> <thead> <tr> <th></th> <th>Last</th> <th>ΔDbps</th> <th>ΔYTD bps</th> </tr> </thead> <tbody> <tr> <td>USD Nov-17</td> <td>3.82</td> <td>0</td> <td>-119</td> </tr> <tr> <td>USD Nov-24</td> <td>-1.83</td> <td>-840</td> <td>-874</td> </tr> </tbody> </table>		Last	ΔDbps	ΔYTD bps	USD Nov-17	3.82	0	-119	USD Nov-24	-1.83	-840	-874	<b>RO Eurobonds</b> <table border="1"> <thead> <tr> <th></th> <th>Last</th> <th>ΔDbps</th> <th>ΔYTD bps</th> </tr> </thead> <tbody> <tr> <td>EUR Sep-20</td> <td>2.06</td> <td>-1</td> <td>-178</td> </tr> <tr> <td>USD Aug-23</td> <td>3.67</td> <td>-7</td> <td>-114</td> </tr> </tbody> </table>		Last	ΔDbps	ΔYTD bps	EUR Sep-20	2.06	-1	-178	USD Aug-23	3.67	-7	-114	<b>BG Eurobonds</b> <table border="1"> <thead> <tr> <th></th> <th>Last</th> <th>ΔDbps</th> <th>ΔYTD bps</th> </tr> </thead> <tbody> <tr> <td>USD Jan-15</td> <td>0.60</td> <td>2</td> <td>2</td> </tr> <tr> <td>EUR Jul-17</td> <td>1.33</td> <td>0</td> <td>-47</td> </tr> </tbody> </table>		Last	ΔDbps	ΔYTD bps	USD Jan-15	0.60	2	2	EUR Jul-17	1.33	0	-47																																				
	Last	ΔDbps	ΔYTD bps																																																																							
USD Nov-17	3.82	0	-119																																																																							
USD Nov-24	-1.83	-840	-874																																																																							
	Last	ΔDbps	ΔYTD bps																																																																							
EUR Sep-20	2.06	-1	-178																																																																							
USD Aug-23	3.67	-7	-114																																																																							
	Last	ΔDbps	ΔYTD bps																																																																							
USD Jan-15	0.60	2	2																																																																							
EUR Jul-17	1.33	0	-47																																																																							
<b>CDS</b> <table border="1"> <thead> <tr> <th></th> <th>Last</th> <th>ΔDbps</th> <th>ΔYTD bps</th> </tr> </thead> <tbody> <tr> <td>5-year</td> <td>249</td> <td>-14</td> <td>-160</td> </tr> <tr> <td>10-year</td> <td>299</td> <td>-11</td> <td>-148</td> </tr> </tbody> </table>		Last	ΔDbps	ΔYTD bps	5-year	249	-14	-160	10-year	299	-11	-148	<b>CDS</b> <table border="1"> <thead> <tr> <th></th> <th>Last</th> <th>ΔDbps</th> <th>ΔYTD bps</th> </tr> </thead> <tbody> <tr> <td>5-year</td> <td>135</td> <td>-4</td> <td>-49</td> </tr> <tr> <td>10-year</td> <td>179</td> <td>-5</td> <td>-53</td> </tr> </tbody> </table>		Last	ΔDbps	ΔYTD bps	5-year	135	-4	-49	10-year	179	-5	-53	<b>CDS</b> <table border="1"> <thead> <tr> <th></th> <th>Last</th> <th>ΔDbps</th> <th>ΔYTD bps</th> </tr> </thead> <tbody> <tr> <td>5-year</td> <td>129</td> <td>-4</td> <td>10</td> </tr> <tr> <td>10-year</td> <td>177</td> <td>0</td> <td>2</td> </tr> </tbody> </table>		Last	ΔDbps	ΔYTD bps	5-year	129	-4	10	10-year	177	0	2																																				
	Last	ΔDbps	ΔYTD bps																																																																							
5-year	249	-14	-160																																																																							
10-year	299	-11	-148																																																																							
	Last	ΔDbps	ΔYTD bps																																																																							
5-year	135	-4	-49																																																																							
10-year	179	-5	-53																																																																							
	Last	ΔDbps	ΔYTD bps																																																																							
5-year	129	-4	10																																																																							
10-year	177	0	2																																																																							
<b>STOCKS</b> <table border="1"> <thead> <tr> <th></th> <th>Last</th> <th>ΔD</th> <th>ΔYTD</th> </tr> </thead> <tbody> <tr> <td>BELEX15</td> <td>631.9</td> <td>0.31%</td> <td>13.24%</td> </tr> </tbody> </table>		Last	ΔD	ΔYTD	BELEX15	631.9	0.31%	13.24%	<b>STOCKS</b> <table border="1"> <thead> <tr> <th></th> <th>Last</th> <th>ΔD</th> <th>ΔYTD</th> </tr> </thead> <tbody> <tr> <td>BET</td> <td>7121.6</td> <td>-0.34%</td> <td>9.67%</td> </tr> </tbody> </table>		Last	ΔD	ΔYTD	BET	7121.6	-0.34%	9.67%	<b>STOCKS</b> <table border="1"> <thead> <tr> <th></th> <th>Last</th> <th>ΔD</th> <th>ΔYTD</th> </tr> </thead> <tbody> <tr> <td>SOFIX</td> <td>550.1</td> <td>0.12%</td> <td>11.91%</td> </tr> </tbody> </table>		Last	ΔD	ΔYTD	SOFIX	550.1	0.12%	11.91%																																																
	Last	ΔD	ΔYTD																																																																							
BELEX15	631.9	0.31%	13.24%																																																																							
	Last	ΔD	ΔYTD																																																																							
BET	7121.6	-0.34%	9.67%																																																																							
	Last	ΔD	ΔYTD																																																																							
SOFIX	550.1	0.12%	11.91%																																																																							
<b>FOREX</b> <table border="1"> <thead> <tr> <th></th> <th>Last</th> <th>ΔD</th> <th>ΔYTD</th> </tr> </thead> <tbody> <tr> <td>EUR/RSD</td> <td>115.4</td> <td>-0.04%</td> <td>-2.78%</td> </tr> </tbody> </table>		Last	ΔD	ΔYTD	EUR/RSD	115.4	-0.04%	-2.78%	<b>FOREX</b> <table border="1"> <thead> <tr> <th></th> <th>Last</th> <th>ΔD</th> <th>ΔYTD</th> </tr> </thead> <tbody> <tr> <td>EUR/RON</td> <td>4.3998</td> <td>-0.02%</td> <td>1.66%</td> </tr> </tbody> </table>		Last	ΔD	ΔYTD	EUR/RON	4.3998	-0.02%	1.66%	<b>FOREX</b> <table border="1"> <thead> <tr> <th></th> <th>Last</th> <th>ΔD</th> <th>ΔYTD</th> </tr> </thead> <tbody> <tr> <td>USD/BGN</td> <td>1.4884</td> <td>0.07%</td> <td>-4.39%</td> </tr> </tbody> </table>		Last	ΔD	ΔYTD	USD/BGN	1.4884	0.07%	-4.39%																																																
	Last	ΔD	ΔYTD																																																																							
EUR/RSD	115.4	-0.04%	-2.78%																																																																							
	Last	ΔD	ΔYTD																																																																							
EUR/RON	4.3998	-0.02%	1.66%																																																																							
	Last	ΔD	ΔYTD																																																																							
USD/BGN	1.4884	0.07%	-4.39%																																																																							
 <p>BELEX15 Index</p>	 <p>BET Index</p>	 <p>SOFIX Index</p>																																																																								
 <p>EUR/RSD</p>	 <p>EUR/RON</p>	 <p>USD/BGN</p>																																																																								

Source: Reuters, Bloomberg, Eurobank Global Markets Research

Data updated as of 12:00 EET

## Contributors to this issue

### Vessela Boteva

Expert, trading desk, Eurobank Bulgaria

+359 (2) 8166 491

[vboteva@postbank.bg](mailto:vboteva@postbank.bg)

### Zoran Korac

FX dealer, Eurobank ad Beograd

+381 11 206 5821

[zoran.korac@eurobank.rs](mailto:zoran.korac@eurobank.rs)

### Galatia Phoka

Emerging Markets Analyst, Eurobank Ergasias

+30 210 3718922

[galatia.phoka@eurobank.gr](mailto:galatia.phoka@eurobank.gr)

### Boqdan Radulescu, CFA

Senior Trader, Bancpost

+40 21 3656291

[bogdan.radulescu@bancpost.ro](mailto:bogdan.radulescu@bancpost.ro)

### Ivan Radović

Head, Brokerage Department, Eurobank and Beograd

+381 11 30 27 533

[ivan.radovic@eurobank.rs](mailto:ivan.radovic@eurobank.rs)

## Eurobank Global Markets Research

### Global Markets Research Team

**Dr. Platon Monokroussos:**

Chief Market Economist

[pmonokrousos@eurobank.gr](mailto:pmonokrousos@eurobank.gr), +30 210 37 18 903

**Paraskevi Petropoulou:** G10 Markets Analyst

[ppetropoulou@eurobank.gr](mailto:ppetropoulou@eurobank.gr), +30 210 37 18 991

**Galatia Phoka:** Emerging Markets Analyst

[gphoka@eurobank.gr](mailto:gphoka@eurobank.gr), +30 210 37 18 922

### Global Markets Sales

**Nikos Laios:** Head of Treasury Sales

[nlaios@eurobank.gr](mailto:nlaios@eurobank.gr), +30 210 37 18 910

**Alexandra Papathanasiou:** Head of Institutional Sales

[apapathanasiou@eurobank.gr](mailto:apapathanasiou@eurobank.gr), +30 210 37 18 996

**John Seimenis:** Head of Corporate Sales

[yseimenis@eurobank.gr](mailto:yseimenis@eurobank.gr), +30 210 37 18 909

**Achilleas Stogioglou:** Head of Private Banking Sales

[astogioglou@eurobank.gr](mailto:astogioglou@eurobank.gr), +30 210 37 18 904

**George Petrogiannis:** Head of Shipping Sales

[gpetrogiannis@eurobank.gr](mailto:gpetrogiannis@eurobank.gr), +30 210 37 18 915

**Vassilis Gioulbaxiotis:** Head International Sales

[vgioulbaxiotis@eurobank.gr](mailto:vgioulbaxiotis@eurobank.gr), +30 210 37 18 995

Eurobank Ergasias S.A, 8 Othonos Str, 105 57 Athens, tel: +30 210 33 37 000, fax: +30 210 33 37 190, email: [EurobankGlobalMarketsResearch@eurobank.gr](mailto:EurobankGlobalMarketsResearch@eurobank.gr)

## Eurobank Global Markets Research

More research editions available at <http://www.eurobank.gr/research>

**Greece Macro Monitor:** Periodic overview of key macro & market developments in Greece

**Daily overview of global markets & the SEE region:**

Daily overview of key developments in global markets & the SEE region

**South East Europe Monthly:**

Monthly overview of economic & market developments in the SEE region

**Global Markets & SEE themes:** Special focus reports on Global Markets & the SEE region

Subscribe electronically at <http://www.eurobank.gr/research>

Follow us on twitter: <https://twitter.com/Eurobank Group>